



art metal

19 LUMINA

F.P.H. Art Metal Sp.j.

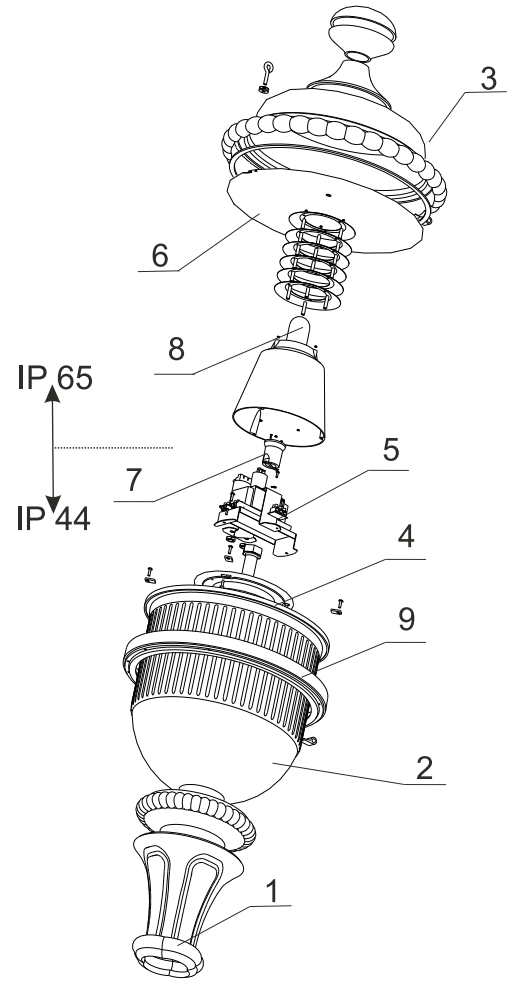
Ul. Jabłoniowa 124, 83-331 Łapino Kartuskie, Poland
Tel. 0048 58 681 80 78, Fax: 0048 58 681 80 64
www.art-metal.pl e-mail: biuro@art-metal.pl

Construction:

The unit consists of a base (1) with a shade (2) fitted to it. Shade(2) is mounted by tightening ring (9) and bolts. A cover (3) is mounted on the shade. There is a frame (4) with an igniter module (5) mounted to it. A reflector (6) is fixed to the frame. A lampholder (7) with a bulb (8) is placed inside the reflector (6).

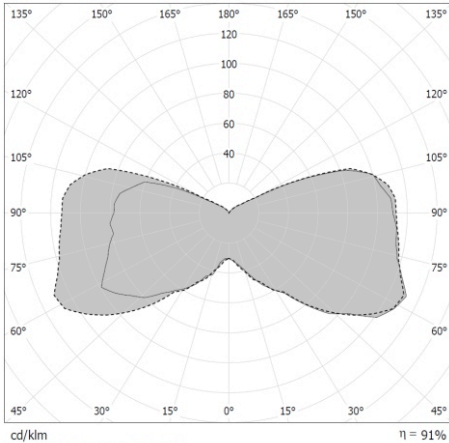
Mounting instructions:

- *) - Mount the reflector (6) and the lampholder (7) to the frame (4).
- *) - Mount the frame (4) inside the cover (3).
- Place a bulb (8).
- Fix the shade (2) to the base (1).
- Fix the cover (3) to the shade (2).
- Place the luminary on the pole - screw with fastening bolts.



If any lantern elements are supplied factory-mounted, the mounting stages marked with *) should be omitted (as this has already been done by the manufacturer)

TECHNICAL DATA:



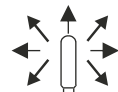
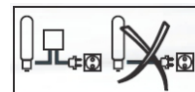
Photometry (polar plot)

Power: ~230/50Hz

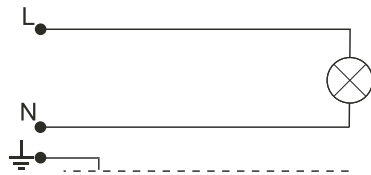
Protective class: I

IP44 - electrical part

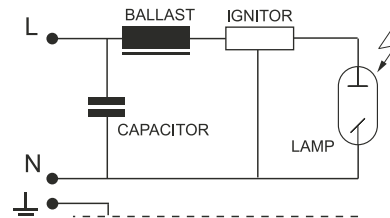
IP65 - optical part



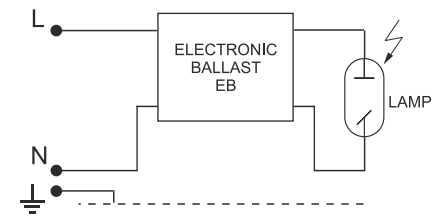
ELECTRICAL DIAGRAM:



1. Incandescent bulb



2. Sodium / metal halide lamps



3. Sodium / metal halide lamps

Type	Light-producing element	Lamp holder	Weight [kg]	Pn [W]		Luminary dimensions
				IC	EB	
19MH-70W	MH/HSI/HPI	E27	12,9	81	75	<p>Wind area A = 0,23m²</p> <p>H/D 900/460</p>
19MH-100W	MH/HSI/HPI	E27	13,0	114	105	
19MH-150W	MH/HSI/HPI	E27	13,8	169	155	
19S-70W	WLS/SHP/SON	E27	13,1	81	75	
19S-100W	WLS/SHP/SON	E40	13,2	114	105	
19S-150W	WLS/SHP/SON	E40	13,9	169	155	
19Z-E/Z	Bulb / MINI - LINX	E27	11,6	Maks. 60		

WARNING !! The weight of the unit may slightly differ for individual production batches.

