



art metal
39 MAJA

F.P.H. Art Metal Sp.j.

Ul. Jabłoniowa 124, 83-331 Łapino Kartuskie, Poland
Tel. 0048 58 681 80 78, Fax: 0048 58 681 80 64
www.art-metal.pl e-mail: biuro@art-metal.pl

Construcion:

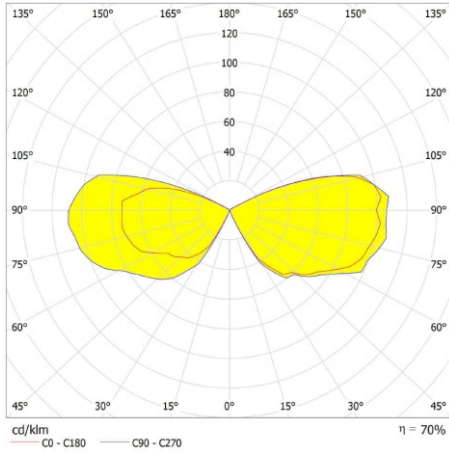
The unit consists of a metal base(1) holding a shade (2). The upper reflector (4) is separating electrical compartment from lighting compartment, is attached to a luminary ring(3). A tray (5) with an igniter module and a lampholder are mounted on the upper reflector (4). A bulb (6) is fitted into the lampholder. A decorative top cover(7) to the luminary ring (3) with a hinge and closed with a screw(10) so no additional tools are necessary. The luminary is sealed with a gasket (9).

Mounting instruction:

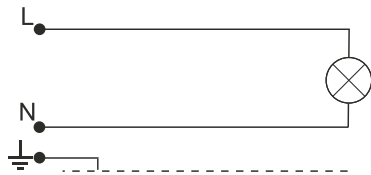
- *) - Put the shade (2) to the base (1))
- *) - Connect the electrical cables to the terminals of power supply (7)
- Mounting, the upper reflector (4) to the luminary ring (3)
- Close the cover with a screw(10), using hand.
- Luminary is mounted to the lantern depending on the pole construction - either hanging on M20 thread or mounted on the top of the pole on o45 - o90 diameter.

If any lantern elements are supplied factory-mounted, the mounting stages marked with *) should be omitted (as this has already been done by the manufacturer)

TECHNICAL DATA:



Photometry (polar plot)



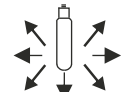
1. Incandescent bulb

Power: ~230/50Hz

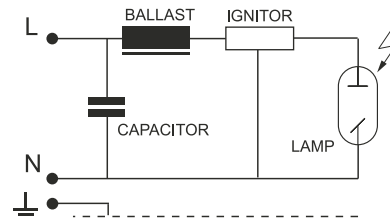
Protective class: I

IP44 - electrical part

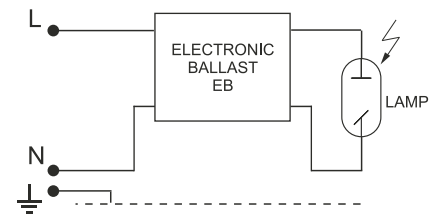
IP65 - optical part



ELECTRICAL DIAGRAM:



2. Sodium / metal halide lamps



3. Sodium / metal halide lamps

Type	Light-producing element	Lamp holder	Weight [kg]	Pn [W]		Luminary dimensions
				IC	EB	
39 MH-70W	MH/HSI/HPI	E27	8,3	81	75	
39 MH-100W	MH/HSI/HPI	E27	8,4	114	105	
39 S-70W	WLS/SHP/SON	E27	8,3	81	75	
39 Z-E/Z	Bulb / MINI - LINX	E27	7,0	Maks. 60		

WARNING !! The weight of the unit may slightly differ for individual production batches.

Sign:L-0039-01-01

Last revision: 2017.11.27

